

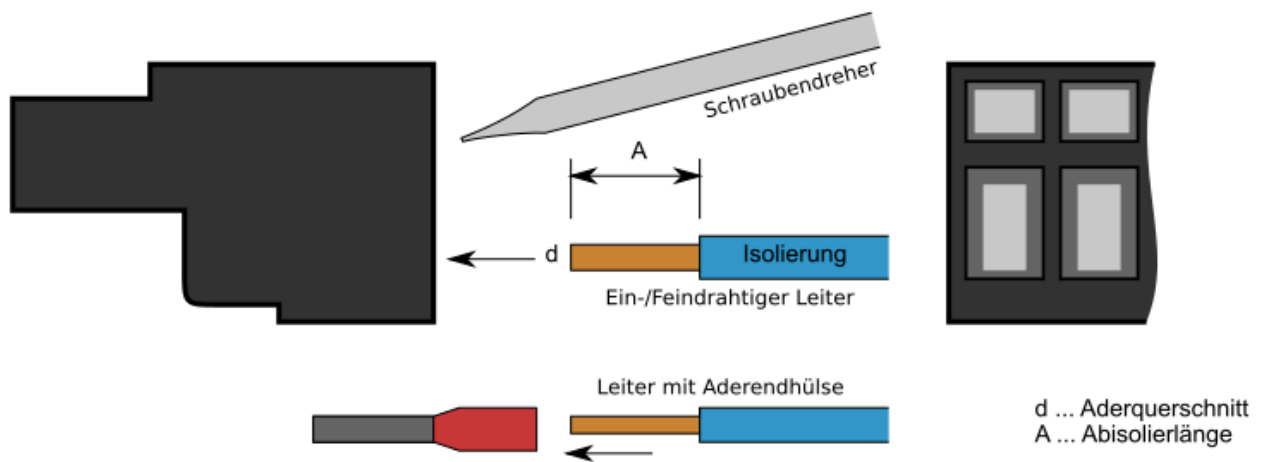


In order to operate at rated current, the cross section of the connection cable shall be designed in accordance to national valid standards.
 For nominal values of the device, the maximum possible diameters of the connectors shall be used.
 The cable length shall be at least 20cm.

Processing of tension clamp connection of Weidmueller BLF 3.5

The devices use the connectors with tension clamp for flexible conductors.

The following figure shows, which cross-sections can be used with the connector:



Terminal	Name / Art.-Nr.	Max current	Clamping range (cross section d) mm ²				Stripping length mm
			solid H05(07)V-U	flexible H05(07)V-K	flexible w.wire end ferrule	flexible w.plastic collar ferrule	
X1	BLF 3.5/180/6/ 2459320000	17 A	0.2 ... 1.5	0.2 ... 1.5	0.2 ... 1.5	0.2 ... 1	10



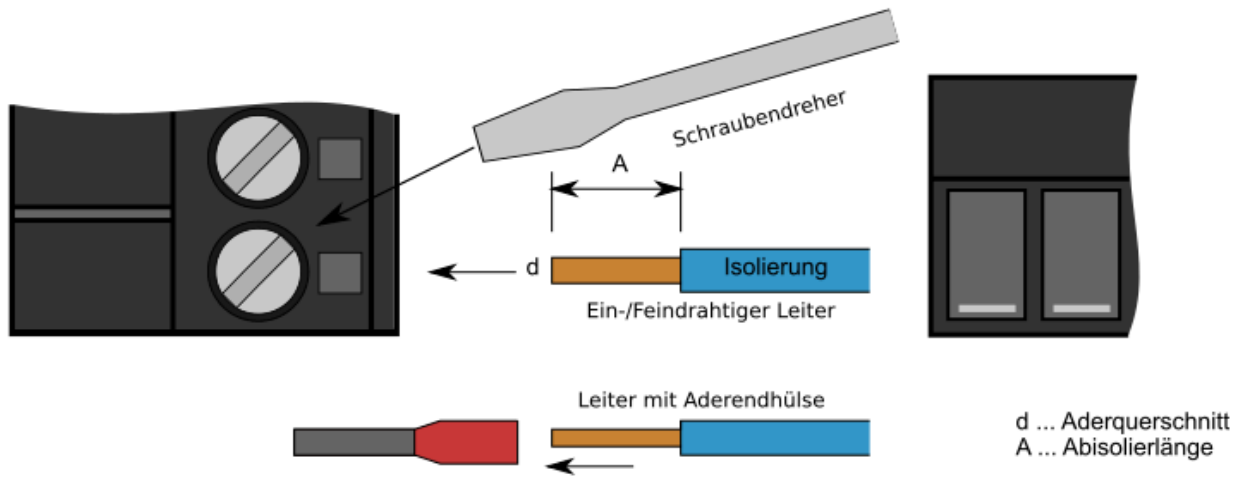
Make sure that the stripping length of wire is correct and the insulation is not clamped.

For more information, visit www.weidmueller.com.

Processing of screw connection of Weidmueller BL 3.5

The controllers use the connectors with screw technology for the power side

The following figure shows, which cross-sections can be used with the connector:



Terminal	Name Art.-Nr.	Max current	Clamping range (cross section d) mm ²				Stripping length mm
			solid H05(07)V-U	flexible H05(07)V-K	flexible w.wire end ferrule	flexible w.plastic collar ferrule	
X1	BL 3.5/6 1610180000	14.5 A	0.2 ... 1.5	0.2 ... 1.5	0.2 ... 1.5	0.2 ... 1.5	6



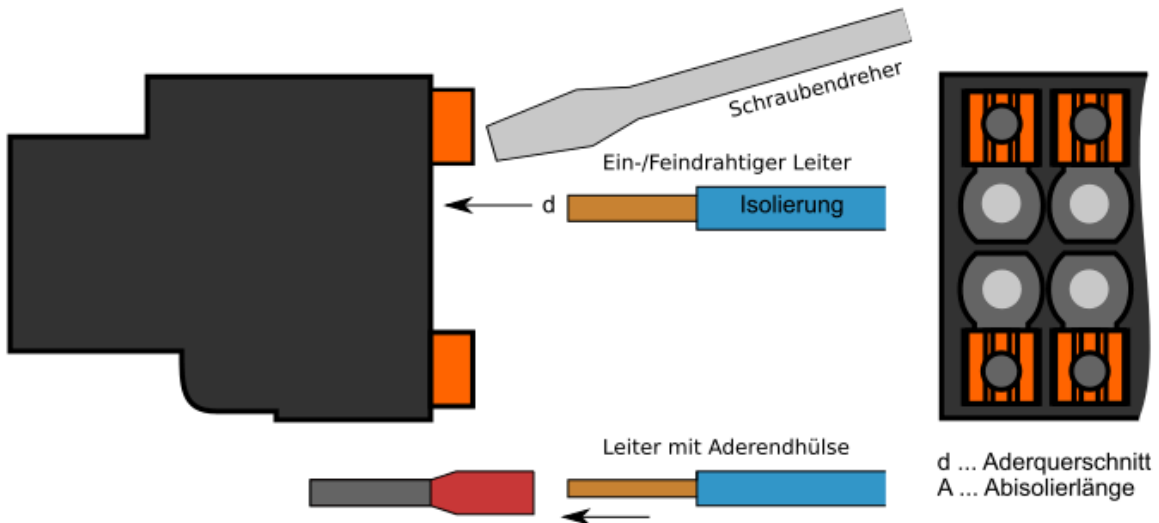
Make sure that the stripping length of wire is correct and the insulation is not clamped.

For more information, visit www.weidmueller.com.

Processing of tension clamp connection of Weidmueller B2CF 3.5

The controllers use the connectors with tension clamp for flexible conductors

The following figure shows, which cross-sections can be used with the connector:



Terminal	Name / Art.-Nr.	Max current	Clamping range (cross section d) mm ²				Stripping length mm
			solid H05(07)V-U	flexible H05(07)V-K	flexible w.wire end ferrule	flexible w.plastic collar ferrule	
X2	B2CF 3.5/14 1277520000	10 A	0.14 ... 1.5	0.14 ... 1.5	0.14 ... 1.5	0.14 ... 1	10
X3	B2CF 3.5/12 1277510000	10 A	0.14 ... 1.5	0.14 ... 1.5	0.14 ... 1.5	0.14 ... 1	10



Make sure that the stripping length of wire is correct and the insulation is not clamped.

For more information, visit www.weidmueller.com.

