


Cable set

Cable set for S6x/E6x-Bus

Article number: 1505145

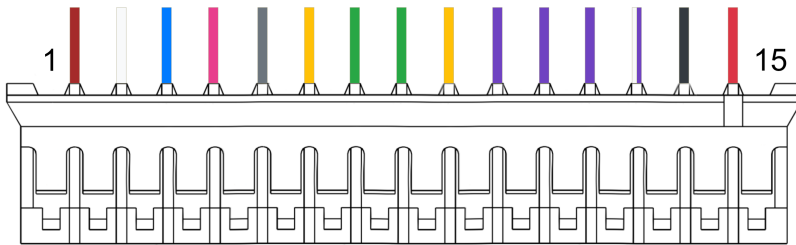


Picture similar

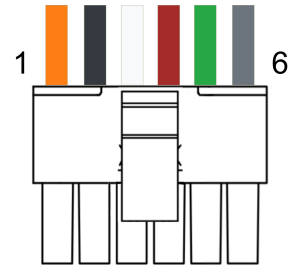
Technical data

Micro-Fit 1x6-pol connector	
Size	18.84 x 7 x 14 mm
Cross Section	0.5 mm ²
Cable length	50 cm
Pins	6
Product name	MOLEX Micro-Fit 3.0 1X6-pol
PHR 15 connector	
Size	33.8 x 4.5 x 6.4 mm
Cross Section	0.25 mm ²
Cable length	50 cm
Pins	15
Product name	JST PHR-15

Scheme



X1



X2






















mcDSA-S60/Lp

X1		I/O's and CAN	
1		GND	Ground of the auxiliary voltage Notice: don't connect with system GND
2		+U5V	5V output voltage (auxiliary voltage)
3		res.	Reserved
4		res.	Reserved
5		res.	Reserved
6		res.	Reserved
7		res.	Reserved
8		CAN Lo	CAN Low
9		CAN Hi	CAN High
10		Din2	Digital input 2
11		Din1	Digital input 1
12		Din0	Digital input 0
13		Ain0	Analog input 0
14		GND	Ground for electronic supply voltage
15		+Ue	Electronic supply voltage
X2		Motor	
1		+Up	Power supply voltage
2		GND	Ground for power supply voltage
3		Ma	Motor phase A
4		Mb	Motor phase B
5		Mc	Motor phase C
6		Md	Motor phase D






















mcDSA-S60-EtherCAT

X1		I/O's and CAN	
1		GND	Ground of the auxiliary voltage Notice: don't connect with system GND
2		+U5V	5V output voltage (auxiliary voltage)
3		res.	Reserved
4		res.	Reserved
5		res.	Reserved
6		res.	Reserved
7		res.	Reserved
8		CAN Lo	CAN Low
9		CAN Hi	CAN High
10		Din2	Digital input 2
11		Din1	Digital input 1
12		Din0	Digital input 0
13		Ain0	Analog input 0
14		res.	Reserved
15		+Ue	Electronic supply voltage
X2		Motor	
1		+Up	Power supply voltage
2		GND	Ground for power supply voltage
3		Ma	Motor phase A
4		Mb	Motor phase B
5		Mc	Motor phase C
6		Md	Motor phase D






















mcDSA-S65/-Lp

X1 Inc. encoder, I/O's and CAN		
1		GND Ground for sensor supply Notice: don't connect with system GND
2		+U5V 5V output voltage for sensor supply Sensors: encoder
3		B Inc. encoder, B channel
4		A Inc. encoder, A channel
5		Inx Inc. encoder, index channel
6		res. Reserved
7		res. Reserved
8		CAN Lo CAN Low
9		CAN Hi CAN High
10		Din2/Dout0 Digital input 2 / Digital output 0
11		Din1 Digital input 1
12		Din0 Digital input 0
13		Ain0 Analog input 0
14		GND Ground for electronic supply voltage
15		+Ue Electronic supply voltage
X2 Motor		
1		+Up Power supply voltage
2		GND Ground for power supply voltage
3		Ma Motor phase A
4		Mb Motor phase B
5		Mc Motor phase C
6		Md Motor phase D

mcDSA-E60/65-EtherCAT, E65-PN

X1 Hall, inc. encoder, I/O's and CAN		
1		GND Ground for sensor supply Notice: don't connect with system GND
2		+U5V 5V output voltage for sensor supply Sensors: encoder, hall
3		B Inc. encoder, B channel
4		A Inc. encoder, A channel
5		H3/Inx Hall sensor 3 / Inc. encoder, index channel
6		H2 Hall sensor 2
7		H1 Hall sensor 1
8		CAN Lo CAN Low
9		CAN Hi CAN High
10		Din2/Dout0 Digital input 2 / Digital output 0
11		Din1 Digital input 1
12		Din0 Digital input 0
13		Ain0 Analog input 0
14		res. Reserved
15		+Ue Electronic supply voltage
X2 Motor		
1		+Up Power supply voltage
2		GND Ground for power supply voltage
3		Ma Motor phase A
4		Mb Motor phase B
5		Mc Motor phase C
6		res. Reserved

mcDSA-E62/67-EtherCAT, E67-PN/PROFINET

X1 Encoder, I/O's and CAN		
1		GND Ground for sensor supply Notice: don't connect with system GND
2		+U5V 5V output voltage for sensor supply Sensors: encoder
3		+Cos Encoder, plus cosine signal
4		+Sin Encoder, plus sine signal
5		res. Reserved
6		-Cos Encoder, minus cosine signal
7		-Sin Encoder, minus sine signal
8		CAN Lo CAN Low
9		CAN Hi CAN High
10		Din2/Dout0 Digital input 2 / Digital output 0
11		Din1 Digital input 1
12		Din0 Digital input 0
13		Ain0 Analog input 0
14		res. Reserved
15		+Ue Electronic supply voltage
X2 Motor		
1		+Up Power supply voltage
2		GND Ground for power supply voltage
3		Ma Motor phase A
4		Mb Motor phase B
5		Mc Motor phase C
6		res. Reserved