


Brake chopper

mcER-L60-30-Lp

Article number: 1515422

 Certification:  *1
E475093


Picture similar

Technical data

Absolute maximum rating	
Voltage (destruction limit) no polarity reversal protection	100 V
Power	
Electronic supply voltage U_p	18..60 V
Electronic current consumption	typ. 10 mA
Max. braking peak current (certified UL)*2	60 A @ 60 V
Max. braking continuous current (certified UL)*2	5 A
On-Time / Off-Time (certified UL)*2	approx. 1 s / 90 s @ 60 A
Braking resistor	
Braking voltage U_{Br}	30 V
Braking resistor	min. 0.5 Ohm (external)
Maximum duty cycle	100 %
Integrated electrolytic capacitors	100 uF
Mechanical	
Size LxWxH	52.5 x 41 x 10.5 mm
Weight	14 g
Environment	
Protection class	IP00
Ambient temperature (operation) (certified UL)	-40..55 °C
Ambient temperature (operation) (not certified)	-40..70 °C
Ambient temperature (storage)	-40..85 °C
Rel. humidity (non-condensing)	5..90 %
Error recognition	
Short circuit braking resistor	yes
Braking resistor is missing / defective	yes
Overtemperature electronic	yes
Overtemperature braking resistor	no

Digital output	
Number	1 (/Error)
Continuous output current	typ. 10 mA
Load	resistive
Output voltage	U_p (24V max.)
Signal type	positive switching

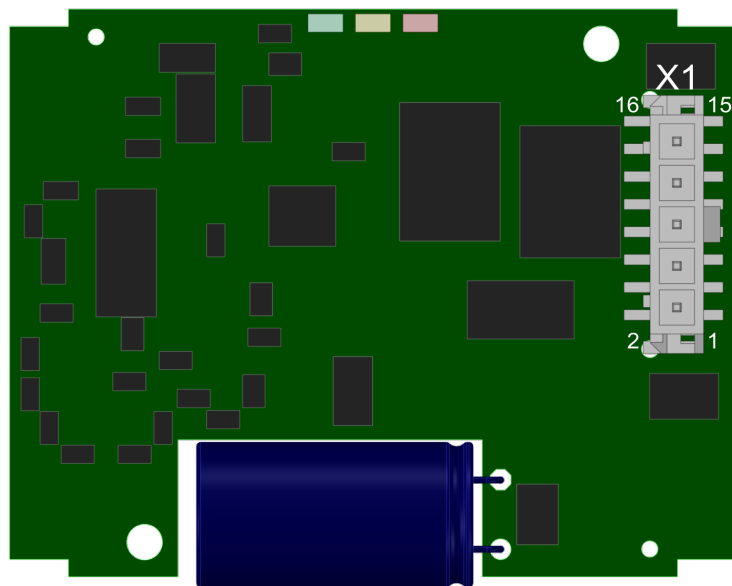
*1 The certified performance data must be observed (see UL Instruction Note)

*2 ambient temperature 55 °C

Additional technical data are available in mcManual.



Scheme



© 2022 by miControl

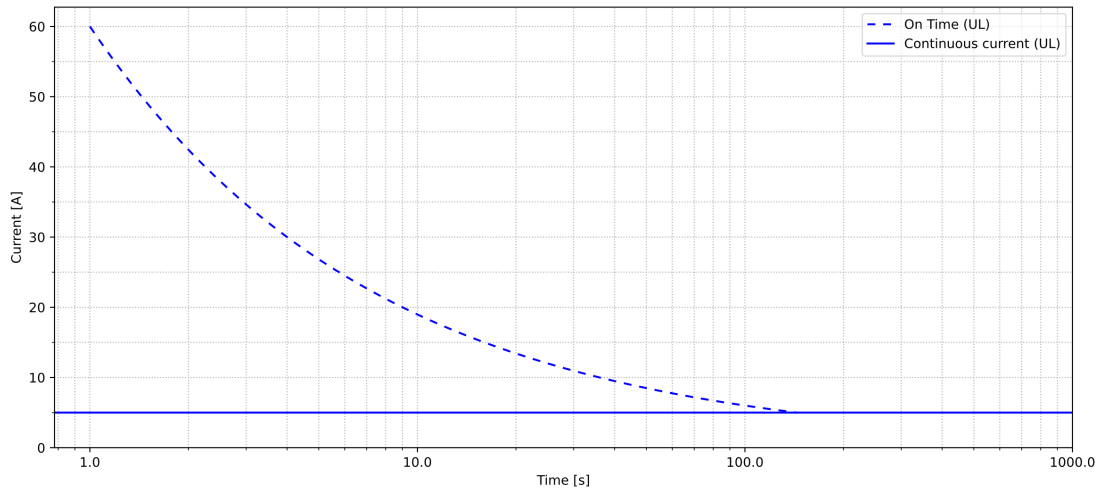
Terminal assignment

X1	Supply	
1	GND	Ground for power supply voltage
2	GND	Ground for power supply voltage
3	GND	Ground for power supply voltage
4	GND	Ground for power supply voltage
5	+Up	Power supply voltage
6	GND	Ground for power supply voltage
7	+Up	Power supply voltage
8	+Up	Power supply voltage
9	+Up	Power supply voltage
10	+Up	Power supply voltage
11	/Error	Error output
12	Rd	Braking resistor
13	Rd	Braking resistor
14	Rd	Braking resistor
15	Rd	Braking resistor
16	Rd	Braking resistor

Diagrams

miControl®

mcER-L60-30-LP



ambient temperature 55°C
power supply voltage Up 60V
continuous current 5A

Copyright 2022© by miControl® - Modifications and errors excepted - 1.00.00.00

